

# Zimmer ITST Intertrochanteric/Subtrochanteric Fixation System

## ITST Implant Ordering Information

Prod. No.	Description	Size
<b>00-2257-000-07</b>	<b>ITST Asia Set</b> (contains the following)	
00-2256-180-10	Univ L/R Fem IM Nail	10mmDX18cm
00-2256-180-11	Univ L/R Fem IM Nail	11mmDX18cm
00-2256-180-12	Univ L/R Fem IM Nail	12mmDX18cm
00-2256-180-13	Univ L/R Fem IM Nail	13mmDX18cm
00-2256-180-14	Univ L/R Fem IM Nail	14mmDX18cm
00-2256-180-15	Univ L/R Fem IM Nail	15mmDX18cm
<b>00-2257-000-05</b>	<b>ITST Global Short Set</b> (contains the following)	
00-2257-180-10	Univ L/R Fem IM Nail	10mmDX18cm
00-2257-180-11	Univ L/R Fem IM Nail	11mmDX18cm
00-2257-180-12	Univ L/R Fem IM Nail	12mmDX18cm
00-2257-180-13	Univ L/R Fem IM Nail	13mmDX18cm
00-2257-180-14	Univ L/R Fem IM Nail	14mmDX18cm
00-2257-180-15	Univ L/R Fem IM Nail	15mmDX18cm
<b>00-2257-000-06</b>	<b>ITST Global Long Set</b> (contains the following)	
00-2257-300-00	Left Fem IM Nail	10mmDX30cm
00-2257-300-01	Left Fem IM Nail	11mmDX30cm
00-2257-300-02	Left Fem IM Nail	12mmDX30cm
00-2257-300-03	Left Fem IM Nail	13mmDX30cm
00-2257-300-04	Left Fem IM Nail	14mmDX30cm
00-2257-300-10	Right Fem IM Nail	10mmDX30cm
00-2257-300-11	Right Fem IM Nail	11mmDX30cm
00-2257-300-12	Right Fem IM Nail	12mmDX30cm
00-2257-300-13	Right Fem IM Nail	13mmDX30cm
00-2257-300-14	Right Fem IM Nail	14mmDX30cm
00-2257-320-00	Left Fem IM Nail	10mmDX32cm
00-2257-320-01	Left Fem IM Nail	11mmDX32cm
00-2257-320-02	Left Fem IM Nail	12mmDX32cm
00-2257-320-03	Left Fem IM Nail	13mmDX32cm
00-2257-320-04	Left Fem IM Nail	14mmDX32cm
00-2257-320-10	Right Fem IM Nail	10mmDX32cm
00-2257-320-11	Right Fem IM Nail	11mmDX32cm
00-2257-320-12	Right Fem IM Nail	12mmDX32cm
00-2257-320-13	Right Fem IM Nail	13mmDX32cm
00-2257-320-14	Right Fem IM Nail	14mmDX32cm
00-2257-340-00	Left Fem IM Nail	10mmDX34cm
00-2257-340-01	Left Fem IM Nail	11mmDX34cm
00-2257-340-02	Left Fem IM Nail	12mmDX34cm
00-2257-340-03	Left Fem IM Nail	13mmDX34cm
00-2257-340-04	Left Fem IM Nail	14mmDX34cm
00-2257-340-10	Right Fem IM Nail	10mmDX34cm
00-2257-340-11	Right Fem IM Nail	11mmDX34cm
00-2257-340-12	Right Fem IM Nail	12mmDX34cm
00-2257-340-13	Right Fem IM Nail	13mmDX34cm
00-2257-340-14	Right Fem IM Nail	14mmDX34cm
00-2257-360-00	Left Fem IM Nail	10mmDX36cm
00-2257-360-01	Left Fem IM Nail	11mmDX36cm
00-2257-360-02	Left Fem IM Nail	12mmDX36cm
00-2257-360-03	Left Fem IM Nail	13mmDX36cm
00-2257-360-04	Left Fem IM Nail	14mmDX36cm
00-2257-360-10	Right Fem IM Nail	10mmDX36cm
00-2257-360-11	Right Fem IM Nail	11mmDX36cm
00-2257-360-12	Right Fem IM Nail	12mmDX36cm
00-2257-360-13	Right Fem IM Nail	13mmDX36cm
00-2257-360-14	Right Fem IM Nail	14mmDX36cm
00-2257-380-00	Left Fem IM Nail	10mmDX38cm
00-2257-380-01	Left Fem IM Nail	11mmDX38cm
00-2257-380-02	Left Fem IM Nail	12mmDX38cm
00-2257-380-03	Left Fem IM Nail	13mmDX38cm
00-2257-380-04	Left Fem IM Nail	14mmDX38cm
00-2257-380-10	Right Fem IM Nail	10mmDX38cm
00-2257-380-11	Right Fem IM Nail	11mmDX38cm
00-2257-380-12	Right Fem IM Nail	12mmDX38cm
00-2257-380-13	Right Fem IM Nail	13mmDX38cm
00-2257-380-14	Right Fem IM Nail	14mmDX38cm
00-2257-400-00	Left Fem IM Nail	10mmDX40cm
00-2257-400-01	Left Fem IM Nail	11mmDX40cm
00-2257-400-02	Left Fem IM Nail	12mmDX40cm
00-2257-400-03	Left Fem IM Nail	13mmDX40cm
00-2257-400-04	Left Fem IM Nail	14mmDX40cm
00-2257-400-10	Right Fem IM Nail	10mmDX40cm
00-2257-400-11	Right Fem IM Nail	11mmDX40cm
00-2257-400-12	Right Fem IM Nail	12mmDX40cm
00-2257-400-13	Right Fem IM Nail	13mmDX40cm
00-2257-400-14	Right Fem IM Nail	14mmDX40cm
00-2257-420-00	Left Fem IM Nail	10mmDX42cm
00-2257-420-01	Left Fem IM Nail	11mmDX42cm
00-2257-420-02	Left Fem IM Nail	12mmDX42cm
00-2257-420-03	Left Fem IM Nail	13mmDX42cm
00-2257-420-04	Left Fem IM Nail	14mmDX42cm
00-2257-420-10	Right Fem IM Nail	10mmDX42cm
00-2257-420-11	Right Fem IM Nail	11mmDX42cm
00-2257-420-12	Right Fem IM Nail	12mmDX42cm
00-2257-420-13	Right Fem IM Nail	13mmDX42cm
00-2257-420-14	Right Fem IM Nail	14mmDX42cm
00-2257-440-00	Left Fem IM Nail	10mmDX44cm
00-2257-440-01	Left Fem IM Nail	11mmDX44cm
00-2257-440-02	Left Fem IM Nail	12mmDX44cm

Prod. No.	Description	Size
00-2257-440-03	Left Fem IM Nail	13mmDX44cm
00-2257-440-04	Left Fem IM Nail	14mmDX44cm
00-2257-440-10	Right Fem IM Nail	10mmDX44cm
00-2257-440-11	Right Fem IM Nail	11mmDX44cm
00-2257-440-12	Right Fem IM Nail	12mmDX44cm
00-2257-440-13	Right Fem IM Nail	13mmDX44cm
00-2257-440-14	Right Fem IM Nail	14mmDX44cm
00-2257-460-00	Left Fem IM Nail	10mmDX46cm
00-2257-460-01	Left Fem IM Nail	11mmDX46cm
00-2257-460-02	Left Fem IM Nail	12mmDX46cm
00-2257-460-03	Left Fem IM Nail	13mmDX46cm
00-2257-460-04	Left Fem IM Nail	14mmDX46cm
00-2257-460-10	Right Fem IM Nail	10mmDX46cm
00-2257-460-11	Right Fem IM Nail	11mmDX46cm
00-2257-460-12	Right Fem IM Nail	12mmDX46cm
00-2257-460-13	Right Fem IM Nail	13mmDX46cm
00-2257-460-14	Right Fem IM Nail	14mmDX46cm
00-2257-480-00	Left Fem IM Nail	10mmDX48cm
00-2257-480-01	Left Fem IM Nail	11mmDX48cm
00-2257-480-02	Left Fem IM Nail	12mmDX48cm
00-2257-480-03	Left Fem IM Nail	13mmDX48cm
00-2257-480-04	Left Fem IM Nail	14mmDX48cm
00-2257-480-10	Right Fem IM Nail	10mmDX48cm
00-2257-480-11	Right Fem IM Nail	11mmDX48cm
00-2257-480-12	Right Fem IM Nail	12mmDX48cm
00-2257-480-13	Right Fem IM Nail	13mmDX48cm
00-2257-480-14	Right Fem IM Nail	14mmDX48cm
00-2257-500-00	Left Fem IM Nail	10mmDX50cm
00-2257-500-01	Left Fem IM Nail	11mmDX50cm
00-2257-500-02	Left Fem IM Nail	12mmDX50cm
00-2257-500-03	Left Fem IM Nail	13mmDX50cm
00-2257-500-04	Left Fem IM Nail	14mmDX50cm
00-2257-500-10	Right Fem IM Nail	10mmDX50cm
00-2257-500-11	Right Fem IM Nail	11mmDX50cm
00-2257-500-12	Right Fem IM Nail	12mmDX50cm
00-2257-500-13	Right Fem IM Nail	13mmDX50cm
00-2257-500-14	Right Fem IM Nail	14mmDX50cm
<b>Nail Caps</b>		
00-2259-007-00	ITST 1-Piece Slide Nail Cap	0mm
00-2259-007-05	ITST 1-Piece Slide Nail Cap	5mm
00-2259-007-10	ITST 1-Piece Slide Nail Cap	10mm
00-2259-007-15	ITST 1-Piece Slide Nail Cap	15mm
00-2259-007-20	ITST 1-Piece Slide Nail Cap	20mm
00-2259-008-00	ITST 1-Piece Lock Nail Cap	0mm
00-2259-008-05	ITST 1-Piece Lock Nail Cap	5mm
00-2259-008-10	ITST 1-Piece Lock Nail Cap	10mm
00-2259-008-15	ITST 1-Piece Lock Nail Cap	15mm
00-2259-008-20	ITST 1-Piece Lock Nail Cap	20mm
00-2259-009-00	ITST One-Piece NTRL Nail Cap	0mm
00-2259-009-05	ITST One-Piece NTRL Nail Cap	5mm
00-2259-009-10	ITST One-Piece NTRL Nail Cap	10mm
00-2259-009-15	ITST One-Piece NTRL Nail Cap	15mm
00-2259-009-20	ITST One-Piece NTRL Nail Cap	20mm
<b>00-2257-000-09 Anti-Rotation Screws</b> (contains the following)		
00-2257-060-65	ITST Anti-Rotate Screw	6.5mmDX60mm
00-2257-065-65	ITST Anti-Rotate Screw	6.5mmDX65mm
00-2257-070-65	ITST Anti-Rotate Screw	6.5mmDX70mm
00-2257-075-65	ITST Anti-Rotate Screw	6.5mmDX75mm
00-2257-080-65	ITST Anti-Rotate Screw	6.5mmDX80mm
00-2257-085-65	ITST Anti-Rotate Screw	6.5mmDX85mm
00-2257-090-65	ITST Anti-Rotate Screw	6.5mmDX90mm
00-2257-095-65	ITST Anti-Rotate Screw	6.5mmDX95mm
00-2257-100-65	ITST Anti-Rotate Screw	6.5mmDX100mm
00-2257-105-65	ITST Anti-Rotate Screw	6.5mmDX105mm
00-2257-110-65	ITST Anti-Rotate Screw	6.5mmDX110mm
<b>ITST Asia Lag Screws</b>		
00-2256-002-27	Asia 1-Piece Lag Screw	11mm X 70mm
00-2256-002-30	Asia 1-Piece Lag Screw	11mm X 75mm
00-2256-002-32	Asia 1-Piece Lag Screw	11mm X 80mm
00-2256-002-35	Asia 1-Piece Lag Screw	11mm X 85mm
00-2256-002-37	Asia 1-Piece Lag Screw	11mm X 90mm
00-2256-002-40	Asia 1-Piece Lag Screw	11mm X 95mm
00-2256-002-42	Asia 1-Piece Lag Screw	11mm X 100mm
00-2256-002-45	Asia 1-Piece Lag Screw	11mm X 105mm
00-2256-002-47	Asia 1-Piece Lag Screw	11mm X 110mm
00-2256-002-50	Asia 1-Piece Lag Screw	11mm X 115mm
00-2256-002-52	Asia 1-Piece Lag Screw	11mm X 120mm
<b>ITST STD Lag Screws</b>		
00-2259-001-27	1-Piece Lag Screw	11mm X 70mm
00-2259-001-30	1-Piece Lag Screw	11mm X 75mm
00-2259-001-32	1-Piece Lag Screw	11mm X 80mm
00-2259-001-35	1-Piece Lag Screw	11mm X 85mm
00-2259-001-37	1-Piece Lag Screw	11mm X 90mm
00-2259-001-40	1-Piece Lag Screw	11mm X 95mm
00-2259-001-42	1-Piece Lag Screw	11mm X 100mm
00-2259-001-45	1-Piece Lag Screw	11mm X 105mm
00-2259-001-47	1-Piece Lag Screw	11mm X 110mm
00-2259-001-50	1-Piece Lag Screw	11mm X 115mm
00-2259-001-52	1-Piece Lag Screw	11mm X 120mm

Prod. No.	Description	Size
<b>00-2258-000-02</b>	<b>ITST Short Nail Instrument Set</b> (includes all of the following listed below)	
00-2258-005-00	ITST Short Nail Instrument Case	
00-2237-053-00	Wire Grip T-Handle	
00-2237-061-00	Long Cannulated Awl	
00-2255-028-00	Pin Wrench (1 only)	
00-2255-038-00	T-Handle	
00-2255-060-00	Perc Trochanteric Reamer	
00-2258-050-00	ITST Taper Reamer	
00-2258-051-01	Locking Bolt Extractor	
00-2258-051-02	Locking Bolt Inserter	
00-2258-053-00	(Lag) Screw Position Outrigger	
00-2258-067-00	3.2mm Threaded Guide Pin (Qty: 3)	
00-2258-090-00	ITST Cannula	
00-2258-091-00	ITST Centering Bushing	
00-2258-092-01	Linked Nail Cap Inserter	
00-2258-096-00	U-joint Sleeve	
00-5791-049-00	Screw Insertor Adapter	
00-2255-013-00	T-Handle HxHD Screwdriver (3.5mm)	
00-2258-051-00	Locking Bolts (Qty: 2)	
00-2258-052-01	ITST Targeting Guide	
00-2258-054-00	Threaded Guide Pin Bushing	
00-2258-056-00	ITST Lag Screw Bushing	
00-2258-057-00	Cannulated Depth Gauge	
00-2258-058-00	Lag Screw Reamer	
00-2258-059-00	Lag Screw Tap	
00-2258-062-00	Stop Assembly (Qty: 2)	
00-2258-068-32	ITST 3.2 Bushing	
00-2258-068-50	ITST 5.0mm Drill Bushing	
00-2258-068-80	ITST 8.0mm Screw Bushing (Qty: 2)	
00-2258-069-50	ITST 5.0mm Femoral Drill	
00-2258-097-00	ITST Lag Screw Compression Device	
<b>00-2258-000-03</b>	<b>ITST Accessory Instrument Set</b> (includes all of the following listed below)	
00-2258-010-00	ITST Accessory Instrument Case	
00-2237-043-00	5.0mm T-Handle Screwdriver	
00-2237-062-00	Long Threaded Driver	
00-2237-064-00	Nail Length Gauge	
00-2255-015-01	Wand Insert	
00-2255-015-02	Wand Set Screw	
00-2255-015-03	Wand Handle	
00-2255-018-00	Distal Screw Depth Gauge (short)	
00-2255-033-37	3.7mm Distal Trocar Drill (Qty: 2)	
00-2255-033-50	5.0mm Distal Trocar Drill (Qty: 2)	
00-2255-034-00	Reduction Finger	
00-2258-068-37	ITST 3.7mm Drill Bushing	
00-2258-069-37	ITST 3.7mm Drill	
00-2258-071-45	ITST 4.5mm Screw Tap	
00-2258-072-00	ITST Screw Depth Gauge (long)	
00-2258-077-00	Driver Extension	
00-2258-078-00	Driver Extension Bolt (Qty: 1)	
<b>Optional ITST Instrumentation</b>		
00-4816-060-00	Straight Ball Spike Pusher	
00-4817-011-00	Medium Bone Hook (Shoulder Hook)	
00-2258-092-00	ITST One-Piece Nail Cap Insertor	
00-2258-092-01	ITST Linked Nail Cap Insertor	
00-2258-097-00	ITST Lag Screw Compression Assembly (Note: 00-2258-097-00 includes: Compression Device T-Handle, Compressor, Compression Retainer.)	
00-2258-097-01	Compression Retainer (Replacement Part)	
<b>00-2258-000-01</b>	<b>ITST Asia Instrument Set*</b> (includes all instruments and case)	
00-2258-050-01	ITST Asia Taper Reamer	
00-2258-052-02	ITST Asia Targeting Guide	

This documentation is intended exclusively for physicians and is not intended for laypersons. Information on the products and procedures contained in this document is of a general nature and does not represent and does not constitute medical advice or recommendations. Because this information does not purport to constitute any diagnostic or therapeutic statement with regard to any individual medical case, each patient must be examined and advised individually, and this document does not replace the need for such examination and/or advice in whole or in part. Please refer to the package inserts for important product information, including, but not limited to, contraindications, warnings, precautions, and adverse effects.

CE  
0086

Contact your Zimmer representative or visit us at [www.zimmer.com](http://www.zimmer.com)

The CE mark is valid only if it is also printed on the product label.





**Zimmer® ITST®  
Intertrochanteric/  
Subtrochanteric  
Fixation System**

Abbreviated  
Surgical Technique



# 1 Creating the Entry Portal

Place the cannulated awl at the selected starting point and confirm its position in both the A/P and lateral planes on C-arm. Advance the cannulated awl through the greater trochanter to the lesser trochanter location.

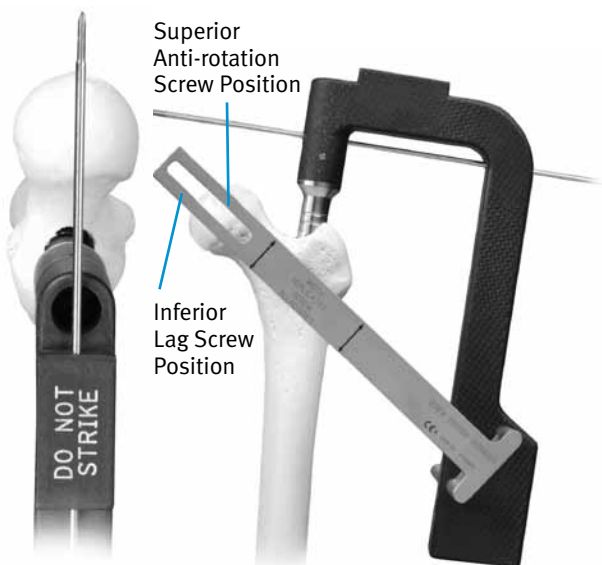


# 2 Guide Wire Placement

Attach the 3.0mm Bulb-tipped Guide Wire to the Wire Grip T-Handle. Insert the guide wire through the cannulated awl past the fracture site. Pass the wire to the distal epiphyseal scar.

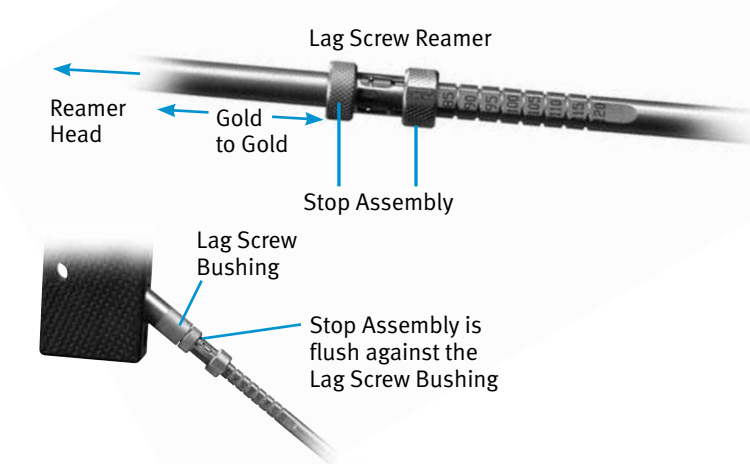


# 7 Lag Screw Positioning



The projected path of the Lag Screw into the Femoral Head should be assessed using the C-arm. This may be verified using the Screw Position Outrigger (A/P) and the 3.2mm Threaded Guide Pin (Lateral) as illustrated.

# 8 Lag Screw Preparation



Insert Lag Screw Pin Bushing and Lag Screw Bushing together into the inferior screw hole in the Targeting Guide. Drill the Guide Pin to the level of the subchondral bone of the femoral head. Measurement designates the correct length of the Lag Screw to be implanted. Under power, advance the reamer until the Stop Assembly stops against the Lag Screw Bushing. Monitor progress of the reamer using the C-arm.

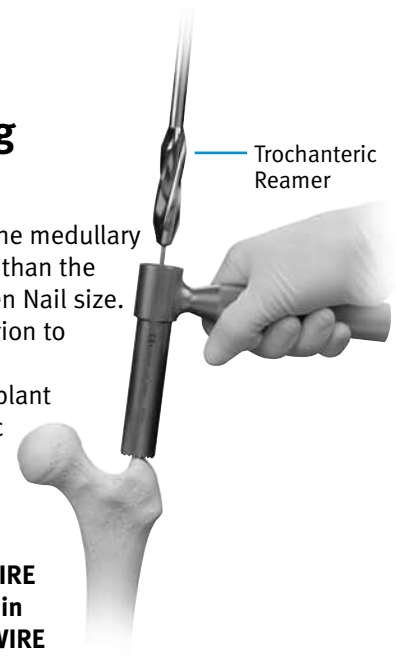
### 3 Measure (For Long Nails Only)



Connect the 2 piece Nail Length Gauge. Slide the gauge over the Guide Wire and measure.

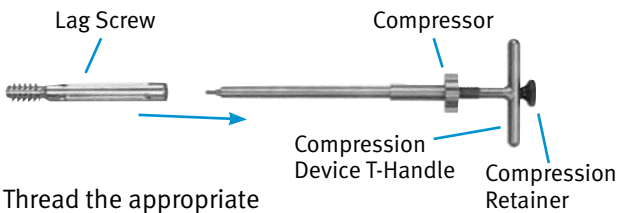
### 4 Reaming

For long Nails, ream the medullary canal to 1mm greater than the diameter of the chosen Nail size. Ream trochanteric region to 17mm in diameter to accommodate the implant using the Trochanteric Reamer. Ream to the level of the lesser trochanter.

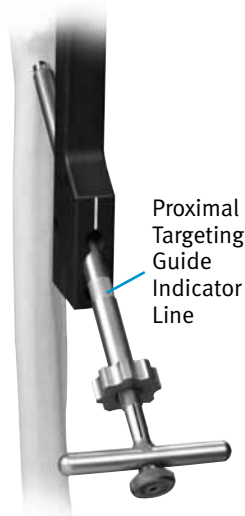


**NOTE: If the GUIDE WIRE becomes lodged within the reamer, use the WIRE GRIP T-Handle to push the GUIDE WIRE back into the IM canal.**

### 9 Lag Screw Insertion with ITST Compression Device



Thread the appropriate Lag Screw securely to the Lag Screw Compression Device T-Handle. Insert Lag Screw to within 5mm of the subchondral bone, monitoring the Lag Screw advancement with the C-arm. Rotate the Lag Screw Compression Device T-Handle such that one of the four etched lines is in line with the etched line on the Proximal Targeting Guide. If intra operative compression of the fracture is desired, begin advancing the Compressor clockwise against the Lag Screw Bushing.



### 10a Distal Screw Fixation – 180mm / Short Nails

Assemble appropriate Bushings into the ITST Targeting Guide. Drill, measure and insert appropriate sized screws.

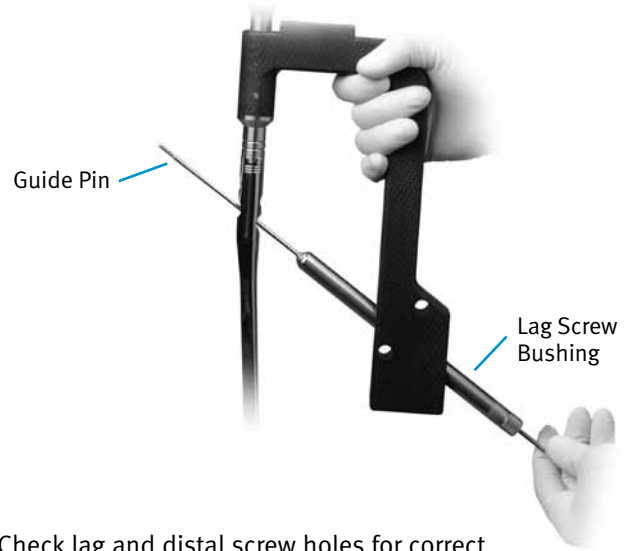
ITST Global Nails 180mm	Diameter Distal Screw	Drill Size
10mm Nail	4.5mm Screw	3.7mm Drill
11mm Nail	5.5mm Screw	5.0mm Drill
12mm Nail	5.5mm Screw	5.0mm Drill
13mm Nail	5.5mm Screw	5.0mm Drill
14mm Nail	5.5mm Screw	5.0mm Drill
15mm Nail	5.5mm Screw	5.0mm Drill

# 5 Nail Assembly



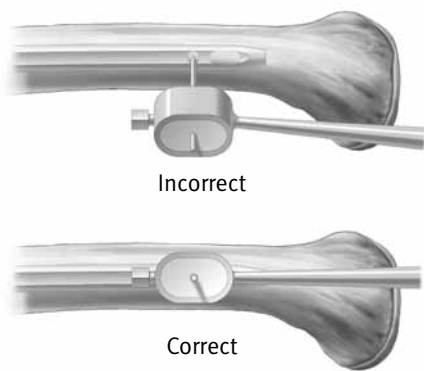
Select the appropriate size *ITST* Femoral Nail. Slide the *ITST* Locking Bolt through the barrel in the *ITST* Proximal Targeting Guide and secure.

# 6 Nail Insertion



Check lag and distal screw holes for correct instrument assembly. Nail may be inserted by hand.

# 10b Distal Screw Fixation – Long Nails – Freehand Technique



# 11 Completion

Insert the appropriate Nail Cap: Neutral Nail Cap, Sliding Nail Cap, or Locking Nail Cap with the Nail Cap Inserter. Tighten until fully seated.

\* All Nail Caps are available in 0, 5, 10, 15, and 20mm head heights.



### ITST Global Nails 300mm-500mm

10mm Nail	4.5mm Screw	3.7mm Drill
11mm Nail	5.5mm Screw	5.0mm Drill
12mm Nail	5.5mm Screw	5.0mm Drill
13mm Nail	5.5mm Screw	5.0mm Drill
14mm Nail	5.5mm Screw	5.0mm Drill